

Date: _____



Name: _____

What mistakes do people make when recycling?

Activity for years 5 and 6

Investigate 4 things that people **get wrong when **recycling****

This could be:

- Throwing something away in the rubbish bin that could be recycled
- Putting something that can't be recycled in the recycling
- Not cleaning dirty recycling
- Forgetting to recycle something from the bathroom or bedroom

What is it?	Can it be recycled?	What bin should it go in?	Who got it wrong?	What did they do wrong?
<i>Coleslaw tub</i>	<i>Yes</i>	<i>Blue bin (recycling)</i>	<i>My Dad</i>	<i>Didn't wash it before recycling</i>



To find out what you can and can't recycle please visit
www.gettingsorted.org



Date: _____



Name: _____

What mistakes do people make when recycling?

Activity for years 5 and 6

Choose 1 thing that **doesn't always get recycled**, and come up with a plan to make sure everyone always remembers.

What is it? (Describe it in words)

How will you get everyone to recycle?

To find out what you can and can't recycle please visit



www.gettingsorted.org



Please Turn Over To Continue

Date: _____



Name: _____

Activity for years 5 and 6

Draw your idea

To find out what you can and can't recycle please visit



www.gettingsorted.org



Aluminium

Glass

Scrunch

Environment

Wash

Recyclable

Littering

Blue

Bags




ACROSS

4. Recycling helps protect the _____

6. _____ bottles can be recycled

8. Plastic _____ are not recyclable and should go in the green bin

9. We should _____ items to avoid contamination



DOWN

1. _____ can hurt animals and the environment.

2. Drinks cans are made from _____

3. The blue bin is used for _____ items

5. What colour is Fenland District Councils recycle bin?

7. Doing the _____ test can help you work out if an item is recyclable.

Date:

To find out what you can and can't recycle please visit
www.gettingsorted.org

Name:

The waste hierarchy is an important way of reducing the amount of rubbish we send to landfill. Check out some examples of rubbish you might have and work out using the waste hierarchy what you should do to prevent your rubbish going to landfill.



A PLASTIC BOTTLE

REDUCE

Do you need this bottle? Can you make do with the one you already have?

REUSE


If you don't need it anymore, can you reuse it? Maybe turn it into a bird feeder?

RECYCLE

If you no longer want your bottle, recycle it, so it can be turned into a new item.

LANDFILL

Your bottle shouldn't need to go to landfill, it can be reduced/reused or recycled.



A NAPPY

REDUCE/REUSE

Do you need a disposable nappy? Could you use a reusable one instead?

RECYCLE

Washed reusable nappies can be taken to a clothes bank.

LANDFILL


Soiled disposable nappies will go to a landfill, from your green bin. **It cannot be recycled.**

THE WASTE HIERARCHY

Reduce - Do you need it?
 Reuse - Can you reuse it?
 Repair - Can it be repaired?
 Recycle - Can it be recycled?
 Landfill - Is landfill the best place for this?



Here are another two more examples of waste hierachy.



ELECTRONICS

REDUCE

Do you need the latest gadget? Will your current electronic device still function for your needs?

REUSE/REPAIR


If you no longer need your devices, can you donate them, part exchange them or sell them? If they are broken, can it be repaired?

RECYCLE

If you no longer want your electronic devices, recycle them at your local household recycling centre.

LANDFILL

Your electronics should not end up in a landfill.



ALUMINIUM CAN

REDUCE

Do you need to purchase a can? Can you use a reusable bottle instead?

REUSE/REPAIR

If you no longer want your can, reuse it and turn it into a fun game such as tin can ally.

RECYCLE

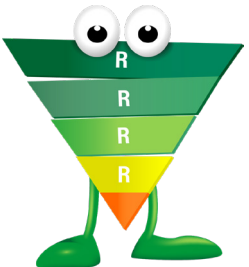
If you no longer want your can, recycle it, so it can be turned into new objects.

LANDFILL

Your cans should not end up in a landfill.

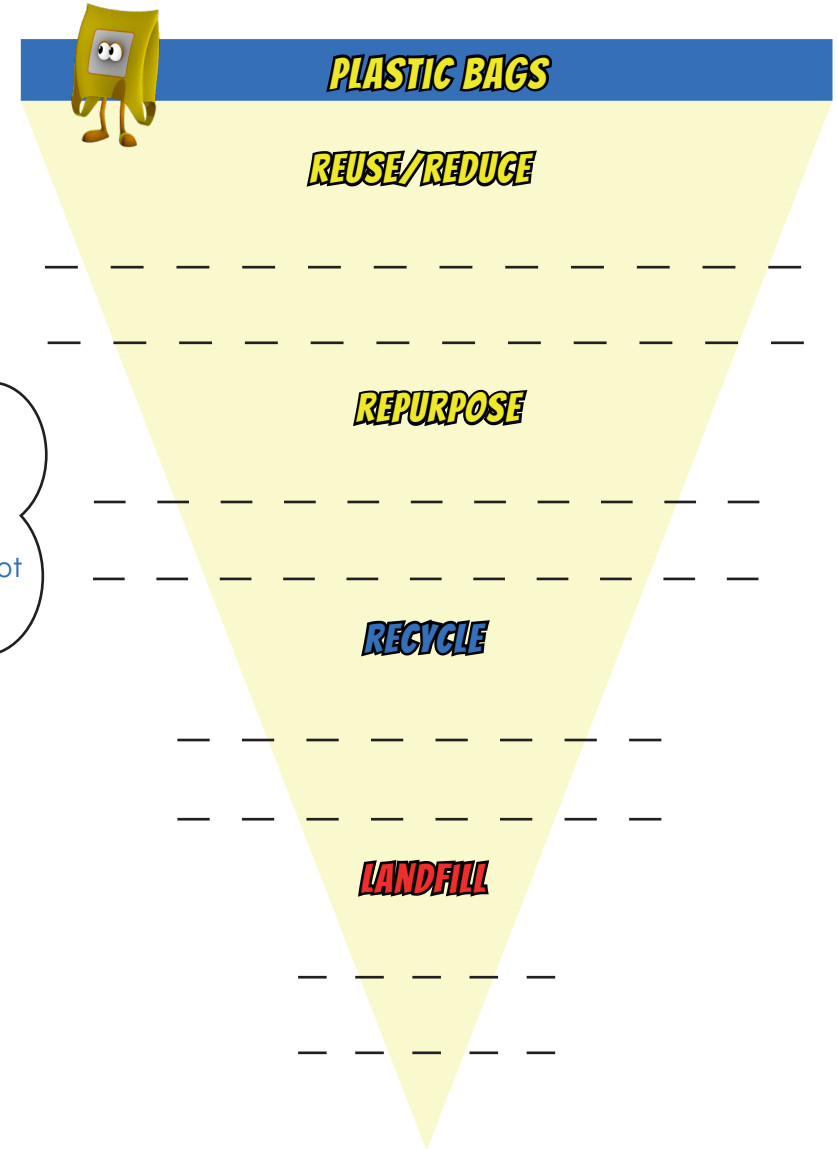
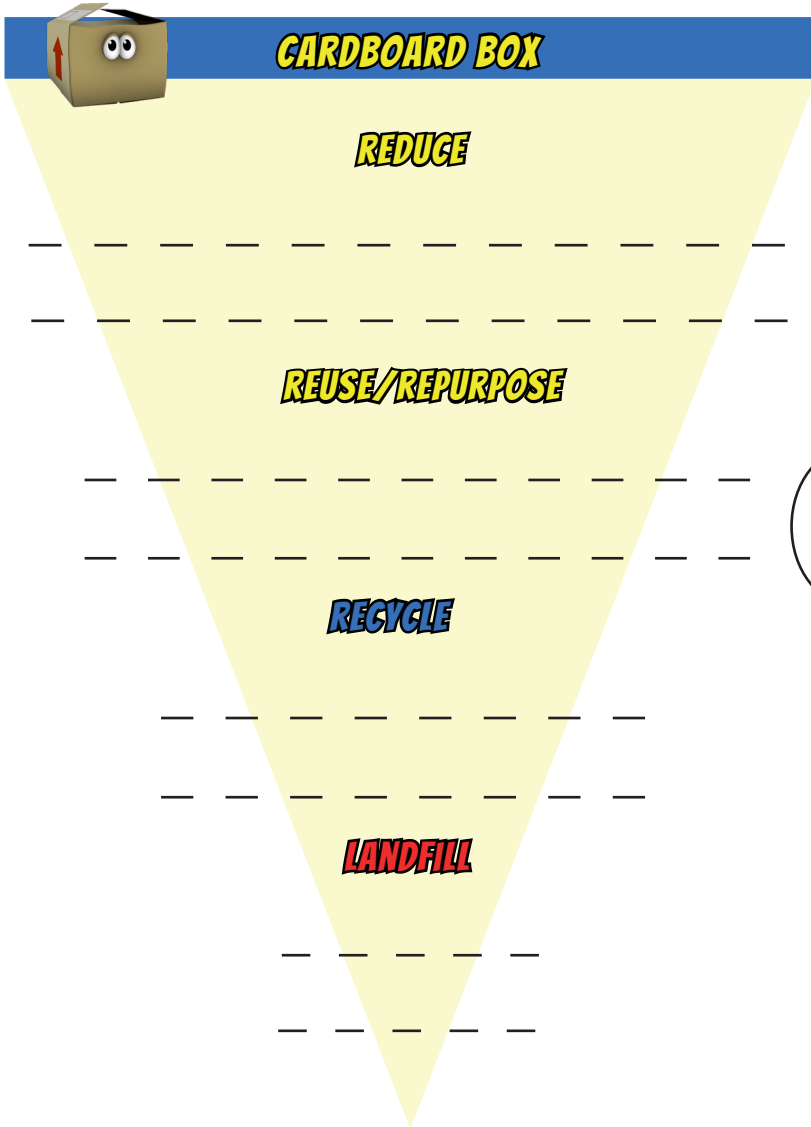
WHAT IS A LANDFILL?

Landfill is an area of land that is used to put your rubbish from the green bin. Its normally a large hole that is dug in the ground and covered afterwards.

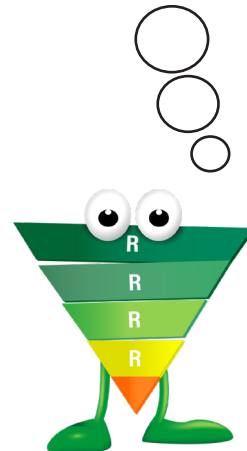


WASTE HIERARCHY

Using our examples below, have a go at filling in this waste hierarchy?



DECOMPOSITION
Did you know that woollen clothing can take 5 years to decompose and a glass bottle can take over 2 million years if not recycled properly?



Now let's test your knowledge, using some of our examples below, create your own waste hierarchy.

Name your rubbish here
.....

R

R **R**

R

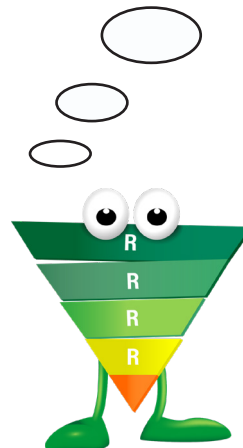
L

MAKE YOUR OWN WASTE HIERARCHY

Pick two items and complete the following waste hierarchy.

Here are some suggestions to inspire you.

- Clothes
- Paper
- Crisp packet



Name your rubbish here
.....

R

R **R**

R

L

WHAT IS THE DECOMPOSITION TIME SCALE?



The decomposition time scale is a visual way to see how long it takes our rubbish to break down.

When we throw things in our green bin, the rubbish ends up in a landfill, which then slowly breakdown, and can harm the environment.

So, take a look to the right, you will see a number of rubbish items, cut them out, and then place them on the next page.

How long do you think this rubbish will take to decompose?


Think about what we are made of, or do we contain dangerous harmful materials? Batteries are made of metal and are full of harmful chemicals and it can take millions of years for us to decompose.



Tin cans



Crisp packets



Cigarette butts



Aluminium cans



Food waste



Woollen clothing



Cardboard



Glass bottles and jars

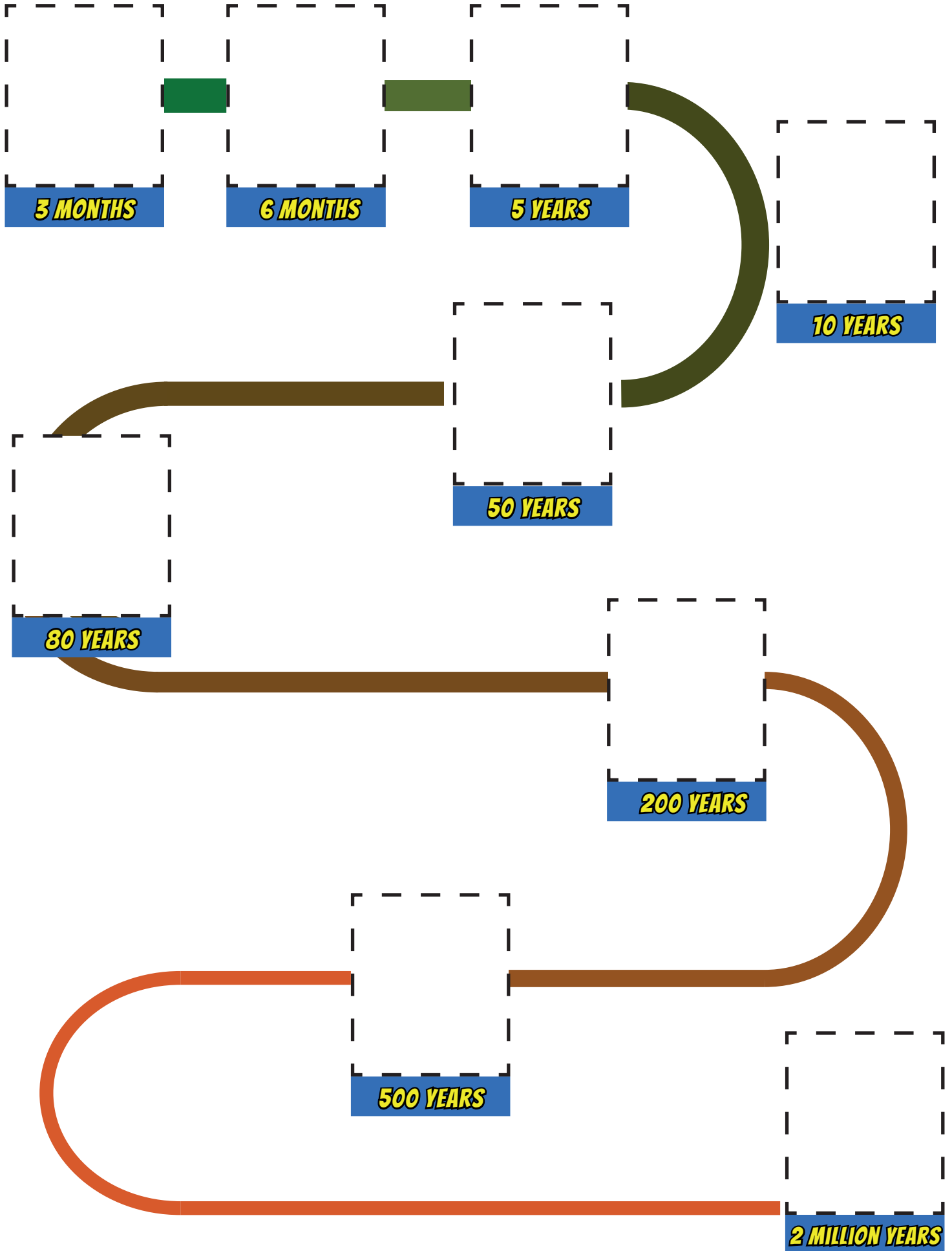


Yoghurt pot

WITH THE HELP FROM AN ADULT, CUT OUT THE RUBBISH ABOVE, BY CUTTING AROUND THE DOTTED LINES, AND STICK ONTO THE TIMELINE

CHECK WHAT CAN BE RECYCLED AT WWW.GETTINGITSORTED.ORG

NAME: _____



NAME: _____

CHECK WHAT CAN BE RECYCLED AT WWW.GETTINGITSORTED.ORG